

Cars Uno



Original Game: KellysKindergarten.com

Long Vowel Version: Jenna Rayburn
(jenna.rayburn@gmail.com)

Directions: Print one copy of the playing cards (You may want to print 2 sets of special cards). There are 4 sets (various Cars characters) with 9 word cards each plus one set of "special" cards (draw 2, wild, reverse, skip, draw 4/wild). To play, deal 5 cards to each player. Put the rest face down in the middle of the table. Turn one card up. The first player must read the card and match either the word or the character. If he puts down matching character (new word), he must also read the new word. Play continues with players matching either the words or characters. If a player does not have a match, he draws a card from the pile. Players can play a Draw 4 or Wild card at any time. Draw 4 means the next person takes 4 cards instead of playing a card (just like in traditional UNO). A Wild card lets the player select the character. Players must match the skip, reverse, or Draw 2 cards to the current character. Continue playing until some gets rid of all of his cards. This is the winner. Optional: You can have players call UNO when they have one card remaining.



brief



leave



street



pretty



dream



seem



field



blame



chain



today



weigh



grey



table



snail



pewter



few



fuel



music



bugle



cube



mute



dough



goat



foe



throw



hold



alone



close



open



child



kind



tries



stripe



while



sigh



cries



+2

Draw 2



+2

Draw 2



+2

Draw 2



+2

Draw 2



Wild!



Wild!








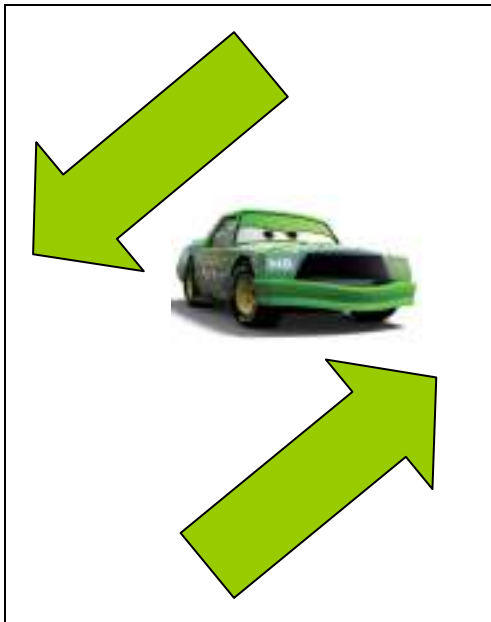
Wild!



Draw 4



Draw 4

A collection of four cars: a green Lightning McQueen, a brown Mater tow truck, a blue Lightning McQueen, and a red Lightning McQueen. A red "+4" sign is placed between the blue and red cars.

Draw 4

