



**Target:** To increase your students ability to read words containing advanced code.

**Materials:** Print one game board. Laminate and tape together two pieces. Print hockey pucks, cut them out and laminate them. Print the two pages of game cards. Optional Hockey logo may be printed on the back.

**Directions:** Students start at opposite ends of the ice and take turns reading a puck and then drawing one game card. Students then follow the directions on the game card.



Created by: Jenna Rayburn  
([jenna.rayburn@gmail.com](mailto:jenna.rayburn@gmail.com))



lake



train



always



play



jail



make



say



paid



snail



bait



blame



cake





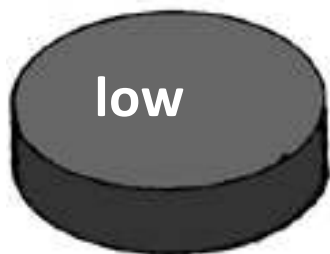

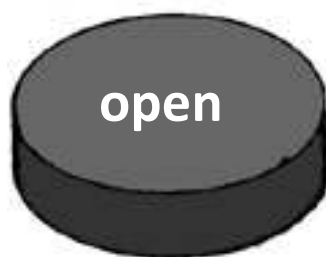
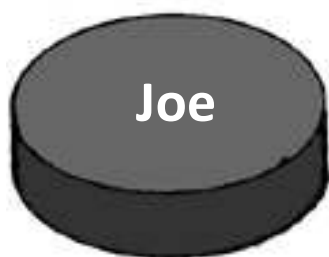
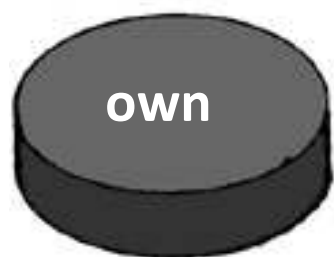
coast



boast



know





see



tree



green



sweep



please



eat



leave



very



brief



we



shield



pretty



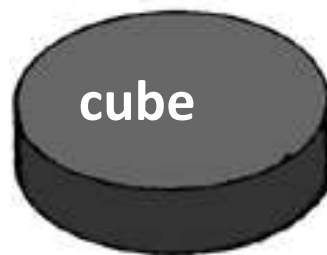

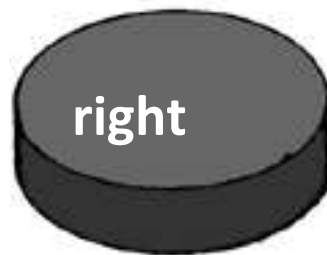



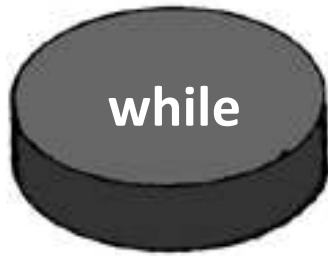
these



money



key



pupil

tube

mute

music

few

hue

huge

fuse

pew

mule

cue

pewter

bulge

vein

eight



weight



they



grey



today



Goal!!



High-Sticking

-1



Body Check

-2



Good Save!  
Send opponent  
back two!



Nice Pass!

+1



Nice Pass!

+2



Pass!

+1



Pass!

+2



Pass!

+1







Goal!!



High-Sticking

-1



Body Check

-2



Good Save!  
Send opponent  
back two!



Penalty Box

-1



Nice Pass!

+2



Slap Shot!

+3



Power Play!

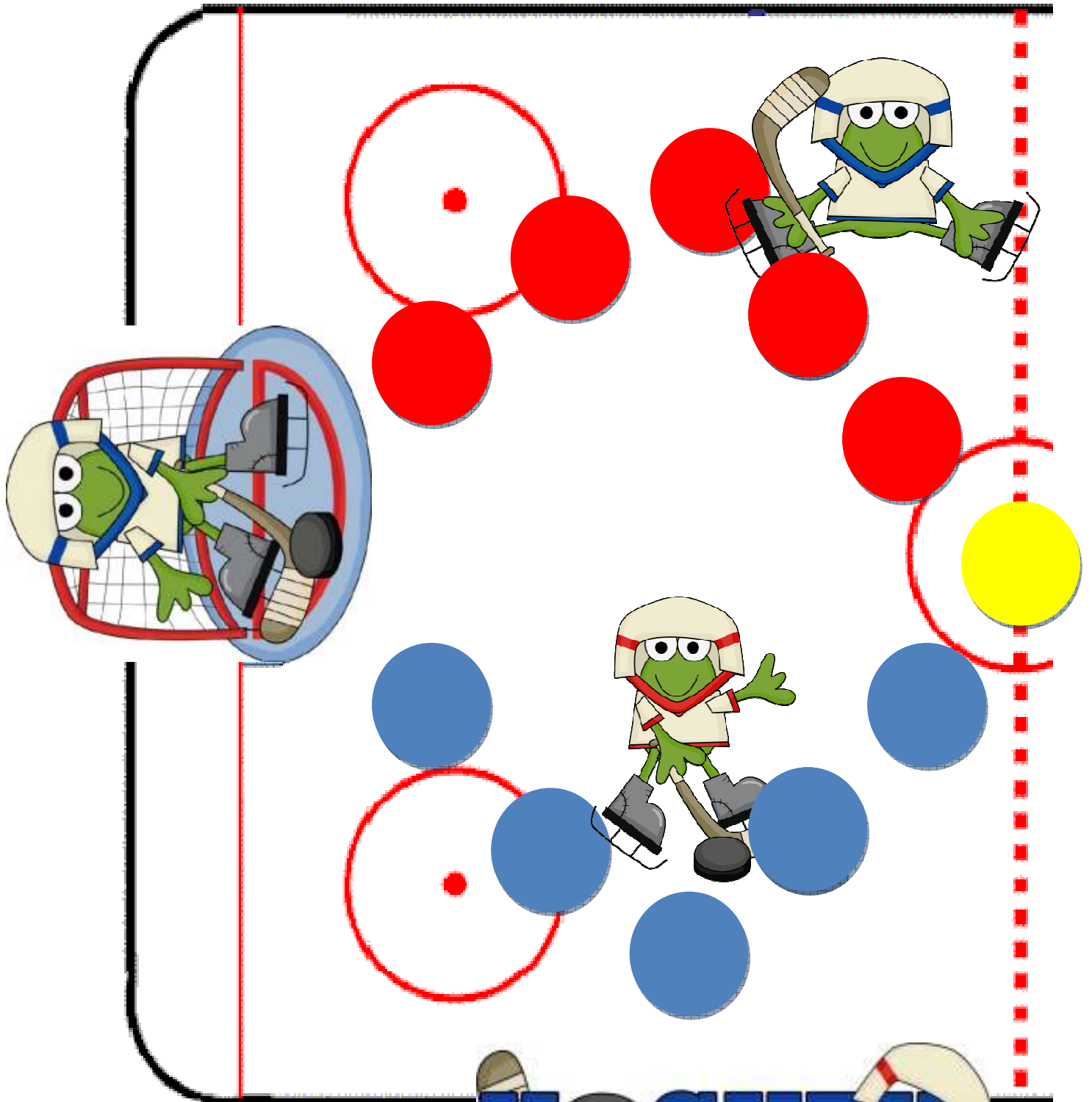
+2



Pass!

+1





**HOCKEY**

