



# Flower Building Long Vowel Game



Materials: Print one copy of this packet! Laminate for durability. Optional: Add magnets to the back to allow students to play on white boards or small cookie sheets.

Flower pot Assembly: Cut out each pot and the green stems. Glue stems to pot in the following amounts:

'a-e': 9 stems

'o-e': 8 stems

'u-e': 4 stems



'ee' : 9 stems



'i-e': 6 stems

Game Directions: Students work to match words (on flowers) with the corresponding vowel sound pictures (on leaves) and then plant their flower in the correct pot! Mix the flowers and stems. Let each student take a turn trying to make a match! Teachers may select only a few pots at first and then use all the sounds as students progress. As students become more proficient, have them assign leaves to stems first and then match the flowers last!




Developed By: Jenna Rayburn (jenna.rayburn@gmail.com)













'ə-ə'



‘u-e’,  
,ə-n,





,əə,



'ə-ə'



'i-e'

