



# Flip It Down

## CCVC/CVCC


**Materials:** Make a copy of a game board for each player. Cut the right hand column on the rows so that each is on a strip of paper that can be folded over to the left. If you want to laminate the game board add a piece of Velcro to the edges to keep the strip down once flipped.

**Directions:** Students take turns rolling a die (I used a 12 sided one) or dice (1 or 2). Students read the word that corresponds to the number they roll, they "flip down" the word by folding it over. First one to flip down all of the words is the winner.

Created By: Jenna Rayburn  
Clipart © Whimsy Primsy



# Flip It Down



ccvc

1. flag	
2. fled	
3. sled	
4. plan	
5. swim	
6. drum	
7. plum	
8. plop	
9. slip	
10. fret	
11. frog	
12. slug	



# Flip It Down




ccvc

1. brag	
2. crop	
3. spun	
4. sped	
5. skid	
6. flop	
7. blob	
8. stub	
9. plus	
10. slam	
11. glad	
12. scab	



# Flip It Down




ccvc

1. fret	
2. grim	
3. trim	
4. slam	
5. club	
6. stub	
7. scum	
8. slim	
9. drip	
10. bled	
11. crab	
12. brag	



# Flip It Down




cvcc

1. mask	
2. last	
3. vast	
4. risk	
5. rest	
6. rust	
7. dust	
8. milk	
9. list	
10. bend	
11. help	
12. tent	



# Flip It Down



cvcc

1. lump	
2. pond	
3. wilt	
4. mist	
5. fast	
6. bank	
7. went	
8. mend	
9. best	
10. sink	
11. just	
12. gulp	





# Flip It Down

cvcc

1. pink	
2. disk	
3. hump	
4. nest	
5. sent	
6. lamp	
7. rank	
8. desk	
9. hint	
10. silk	
11. pump	
12. rust	

