



Falling Leaves Long Vowel Game



Materials: Print one copy of this packet! Laminate for durability. Cut out leaves. Optional: Add magnets to the back to allow students to play on white boards or small cookie sheets.


Game Directions:


Fill the Tree (Part One): Students work to match words (on leaves) with the corresponding vowel sound pictures (on leaves) and match them to the correct tree. Mix the orange leaves. Let each student take a turn finding the correct tree for their leaf! Teachers may select only a few trees at first and then use all the sounds as students progress.


Rake the Leaves(Part Two): After students work through finding all the possible sound pictures for the long vowels introduce the 'raking leaves' portion of the game! Mix all the yellow leaves for part two and let students take turns drawing and reading each leaf. Under each tree start a pile of 'raked leaves'. Have students match their word to the correct pile.


Developed By: Jenna Rayburn (jenna.rayburn@gmail.com)












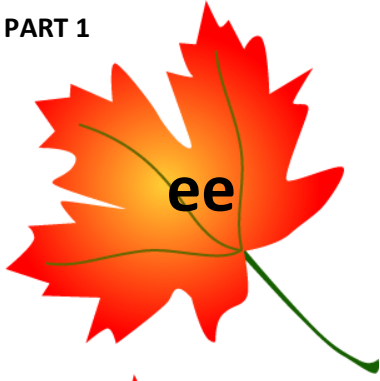





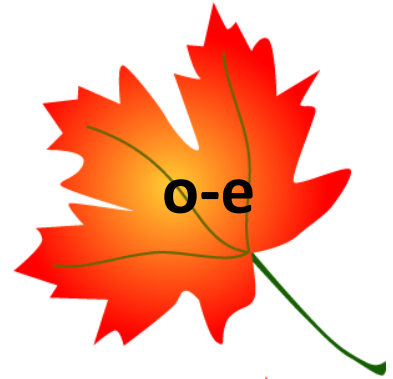





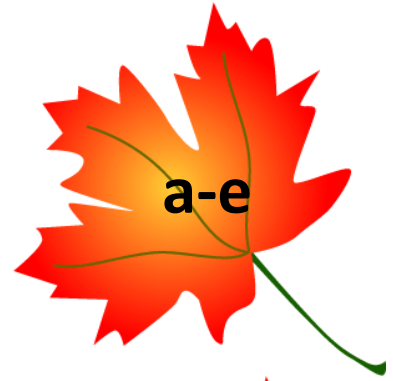

'o-e'












PART 1

























cold



alone



goat




Pete



field



any



see



tree



green



sweep



please



eat



leave



very



brief



we



shield



pretty



these



money



key



like



while



white

